

4

REPORTS


REPORTS OVERVIEW	2
FINAL VALIDATION REPORT.....	4
OTHER REPORTS.....	6

REPORTS OVERVIEW

All of the reports that are available to you for viewing, analyzing, and managing MDS 3.0-related information are accessed in the CASPER Reporting application.

To access the CASPER Reporting application, select the [CASPER Reporting](#) link on the **Welcome to the CMS QIES Systems for Providers** page for nursing home users (Figure 4-1) or the **Welcome to the CMS QIES Systems For Providers** page for swing bed users (Figure 4-2).

Figure 4-1. Welcome to the CMS QIES Systems for Providers Page (NH)



CENTERS FOR MEDICARE & MEDICAID SERVICES

Welcome to the CMS QIES Systems for Providers

[MDS and ePOC User Registration](#)

[Payroll Based Journal User Registration](#)

[Add ePOC - PBJ - MDS Access to your Active Individual User Account](#)

 [MDS 3.0 Submissions](#)

[PBJ Submissions](#)

[Payroll Based Journal \(PBJ\) Provider User Guide](#)

MDS 3.0 Provider User's Guide

CASPER Reporting User's Guide for MDS Providers:

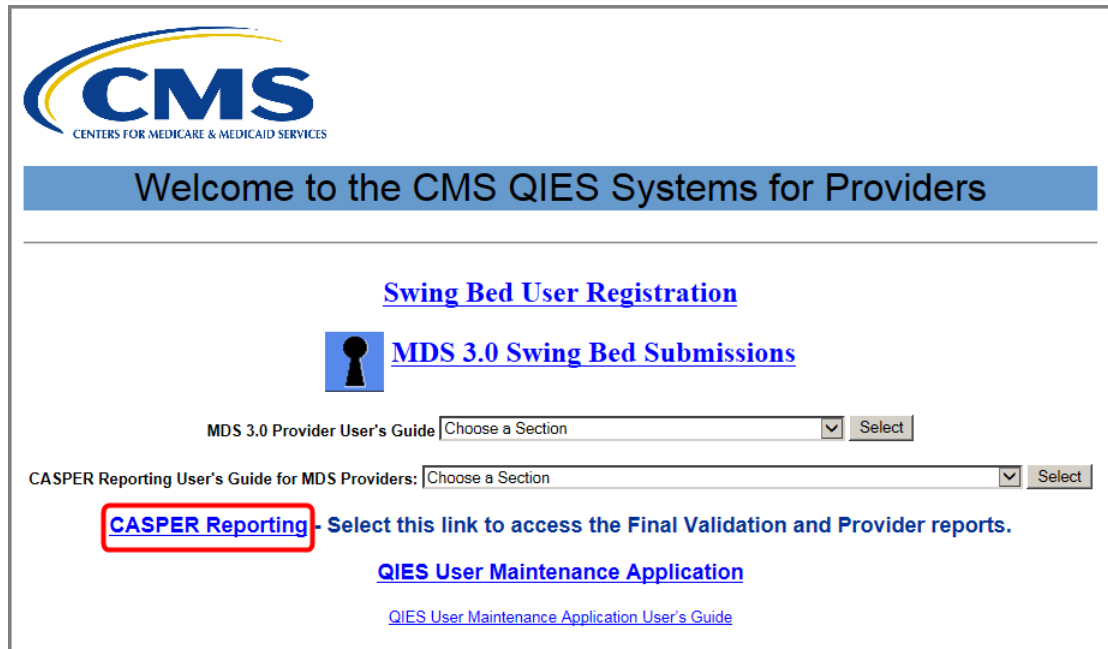
CASPER Reporting - Select this link to access the Final Validation and Provider reports.

[QIES User Maintenance Application](#)

[QIES User Maintenance Application User's Guide](#)

[ASPEN Access \(ePOC\)](#)

Figure 4-2. Welcome to the CMS QIES Systems for Providers Page (SB)



NOTE: Refer to the CASPER Reporting Provider User's Guide for more information about requesting, viewing, printing, and saving reports in the CASPER Reporting application. To access the CASPER Reporting Provider User's Guide, select the section of interest from the *CASPER Reporting Users Manual* drop-down list of links.

FINAL VALIDATION REPORT

After your submitted MDS data file is successfully received at the National Submission Database, the MDS 3.0 System validates the file structure and data content based upon the MDS 3.0 record specifications. Within 24 hours of a successful submission, a system-generated Final Validation Report is available to you in the CASPER Reporting application. It is found in a final validation reports (VR) folder, which is named:

[State Code] LTC [Facility ID] VR for nursing home providers
[State Code] SB [Swing Bed ID] VR for swing bed providers

NOTE: A Final Validation report is not created if the MDS 3.0 File Submission system did not successfully receive your file. Certain other fatal errors in the submitted file structure or data may also prevent the creation of a Final Validation report.

The name of the system-generated Final Validation report includes the Submission ID assigned to the submitted file and the date and time the file was submitted. Final Validation report name is formatted as follows:

[Submission Date & Time].[Submission ID]

For example, the name of the system-generated Final Validation report for a file that was submitted on 10/27/2010 at 2:54:32 p.m. (14:54:32 military time) and assigned a Submission ID of 12345 is:

10272010145432.12345

NOTE: The Submission ID and the Submission Date/Time are identified in the confirmation message you received when you successfully submitted the file. Please print the confirmation message or otherwise note this information so that you may identify the corresponding Final Validation Report in the CASPER Reporting application.

The Submission ID and the Submission Date/Time are also needed if you must report a problem with the submission to the QTSO Help Desk.

The Final Validation report provides a detailed account of the errors found during the validation of the records in the submitted MDS file.

NOTE: Refer to Section 5 of the MDS 3.0 Provider User's Guide, *Error Messages*, for information about the various errors and warnings that may be noted in the Final Validation Report.

Final Validation Reports are available for 60 days in your facility's shared validation report (VR) folder, after which time they are purged.

Refer to the CASPER Reporting Provider User's Guide for more information about the Final Validation reports that are available to nursing homes (NH) and swing bed hospitals (SB) in the CASPER Reporting application. The NH Final Validation Report is covered in Section 7, and the SB Final Validation Report is covered in Section 9. To access the CASPER Reporting Provider User's Guide, select the section of interest from the *CASPER Reporting Users Manual* drop-down list of links found on the **CMS QIES Systems for Providers** page.

OTHER REPORTS

In addition to the Final Validation Report, all of the other reports that provide MDS 3.0-related information are accessed in the CASPER Reporting application. The MDS 3.0 reports that you may generate are found in the following report categories:

- MDS 3.0 NH Provider
- MDS 3.0 NH Final Validation
- MDS 3.0 SB Provider
- MDS 3.0 SB Final Validation
- MDS 3.0 QM Reports

NOTE: Some report categories are restricted to specific user groups. Only those report categories to which your user ID is granted access are available to you in the CASPER Reporting application.

Refer to the CASPER Reporting Provider User's Guide for more information about the CASPER Reporting application and the reports that are available there. To access the CASPER Reporting Provider User's Guide, select the section of interest from the *CASPER Reporting Users Manual* drop-down list of links on the **Welcome to the CMS QIES Systems for Providers** page.